

NICHOLAS R. JENKINS

BASIC INFO

WEBSITE: nicholasrjenkins.science

EMAIL: nicholas.jenkins@email.ucr.edu

GOOGLE SCHOLAR: [Nicholas R. Jenkins](#)

GITHUB: [nrjenkins](#)

ACADEMIC POSITIONS

SPRING 2020 | **Master of Public Policy Capstone Project Consultant**
University of California, Riverside. I was hired by the School of Public Policy as a quantitative methods consultant for Master of Public Policy students' capstone projects.

EDUCATION

In Progress | **Doctor of Philosophy, Political Science**
University of California, Riverside. Dissertation Committee: Kevin Esterling (Chair), [Melinda Ritchie](#), Nick Weller, and [Indridi Indridason](#)

2020 | **Master of Arts, Political Science**
University of California, Riverside. Specialized in American politics.

2017 | **Master of Arts, Economics**
California State University, Long Beach. Specialized in international finance, economic development, and labor economics.

2015 | **Bachelor of Arts, Business Administration**
California State University, Fullerton. Major in Accounting; minor in Economics.

AWARDS, FELLOWSHIPS, AND GRANTS

2017 | **Chancellor's Distinguished Fellowship**
University of California, Riverside.

2017 | **College of Liberal Arts Distinguished Graduate in Economics**
California State University, Long Beach.

2017 | **1st Place, 29th Annual Student Research Competition - \$100**
California State University, Long Beach.

2016 | **Graduate Research Fellowship - \$9,000**
California State University, Long Beach. The Graduate Research Fellowship is awarded by CSULB faculty to students who show potential for success in scholarly and creative activity and an interest in advanced study. Graduate candidates must be nominated by a faculty member and there will only be one fellowship recipient per college.

2016 | **Simonson Economics Department Scholarship - \$500**
California State University, Long Beach.

2015 | **Formuzis-Pickersgill-Hunt Student Paper Award - \$500**
California State University, Fullerton. This scholarship was established by the Formuzis, Pickersgill & Hunt, Inc. Economic Consultants. Submitted papers, written per guidelines, will be judged by the Economics Department Student Affairs Committee for the undergraduate awards.


RESEARCH

For current research projects, see my website nicholasjenkins.science.

Peer-Reviewed Publications

2. Nicholas R. Jenkins, Michelangelo Landgrave, and Gabriel E. Martinez. 2020. “Do Campaign Contributions Facilitate Access to Government Information? Evidence from a FOIA Compliance Field Experiment with US Municipalities.” *Journal of Behavioral Public Administration* 3, no. 2 (July). doi:10.30636/jbpa.32.111.
1. Jacob M. Meyer and Nicholas R. Jenkins. 2019. “Interest Groups, Policy Responses to Global Shocks, and the Relative Likelihood of Currency Crashes Versus Banking Crises.” *Journal of International Commerce, Economics and Policy* 10, no. 2 (July): 1–56. doi:10.1142/S1793993319500108.

CONFERENCE PRESENTATIONS AND WORKSHOPS

- | | |
|------|---|
| 2020 | <p>Teaching for Student Learning (with Michelangelo Landgrave)
 <i>Presented during the Teaching Development Day at the University of California, Riverside.</i></p> |
| 2020 | <p>Transparency or Deception? How Rejecting PAC Contributions Affects Contribution Patterns
 <i>Accepted (Conference Canceled) at the Association for Public Policy Analysis & Management Regional Student Conference, Riverside, CA.</i></p> |
| 2020 | <p>Debtors and Democracy: The Effect of Student Loans on Political Participation (with Alex Ross)
 <i>Accepted (Conference Canceled) at the Western Political Science Association Annual Meeting, Los Angeles, CA.</i></p> |
| 2020 | <p>Disruption in State Legislatures: Term Limits and Representational Linkages
 <i>Accepted (Conference Canceled) at the Western Political Science Association Annual Meeting, Los Angeles, CA.</i></p> |
| 2017 | <p>M.A. in Economics Math Review PDF
 <i>California State University, Long Beach.</i> I created, and hosted, the math review session for the incoming cohort of graduate students in economics at California State University, Long Beach.</p> |
| 2016 | <p>Instrumental Variables Regression PDF 
 <i>Statistics Workshop, University of California, Irvine.</i></p> |
| 2016 | <p>Intermediate Micro/Macroeconomics Math Review Session
 <i>California State University, Long Beach.</i></p> |

RELEVANT TEACHING EXPERIENCE




Teaching Assistant*

*. Scores calculated using the following item: *Overall, is an effective teacher.*

SPRING 2020	<p>Theory and Methodology of Political Science <i>University of California, Riverside.</i> This course will lay out the enterprise of empirical research: the structure and content of theories, the formulation of testable hypotheses, and the processes of generating and gathering data. Then discuss how to examine these data, as well as the logic of empirical tests, the evaluation of relationships between two variables, the consideration of competing hypotheses, and the strengths and weaknesses of alternative research designs. Finally, we explore some of the most common statistical tools that political scientists use to answer empirical questions, focusing on how multiple regression analysis and experiments can be used to identify causal relationships and answer questions about the political world.</p> <p>Section 21: Median Rating: 7.00/7.00, Mean Rating: 6.57/7.00, Student Feedback.</p> <p>Section 22: Median Rating: 7.00/7.00, Mean Rating: 6.91/7.00, Student Feedback.</p> <p>Section 23: Median Rating: 7.00/7.00, Mean Rating: 6.78/7.00, Student Feedback.</p> <p>(Mean Department Rating: 6.32, Mean Campus Rating: 6.29)</p>
WINTER 2020	<p>Policy Evaluation <i>University of California, Riverside.</i> This class focuses on statistical methods for policy evaluation, that is, the methods one can use to understand the impact of an intervention such as a policy or government program. This course introduces the potential outcomes framework for causal inference and design based causal inference techniques including randomized control trials, regression discontinuity designs, difference-in-difference estimation, and instrumental variables regression.</p> <p>Section 21: Median Rating: 7.00/7.00, Mean Rating: 6.84/7.00, Student Feedback.</p> <p>(Mean Department Rating: 6.32, Mean Campus Rating: 6.28)</p>
WINTER 2019	<p>American Politics <i>University of California, Riverside.</i> An introduction to the principles and practices of government. Focuses on the policy process and selected political issues in the United States.</p> <p>Section 24: Median Rating: 7.00/7.00, Mean Rating: 6.75/7.00, Student Feedback,</p> <p>Section 25: Median Rating: 7.00/7.00, Mean Rating: 6.80/7.00, Student Feedback.</p> <p>Section 26: Median Rating: 7.00/7.00, Mean Rating: 6.54/7.00, Student Feedback.</p> <p>(Mean Department Rating: 6.42, Mean Campus Rating: 6.21)</p>
FALL 2018	<p>American Politics <i>University of California, Riverside.</i> An introduction to the principles and practices of government. Focuses on the policy process and selected political issues in the United States.</p> <p>Section 22: Median Rating: 7.00/7.00, Mean Rating: 6.78/7.00, Student Feedback.</p> <p>Section 25: Median Rating: 7.00/7.00, Mean Rating: 6.78/7.00, Student Feedback.</p> <p>Section 31: Median Rating: 6.00/7.00, Mean Rating: 5.80/7.00, Student Feedback.</p> <p>(Mean Department Rating: 6.48, Mean Campus Rating: 6.19)</p>
SPRING 2017	<p>Forecasting Lab <i>California State University, Long Beach.</i> Principles and methods of forecasting. Evaluation of the reliability of existing forecasting techniques. Also covers use of the macroeconomic model as a basis for forecasting and the role of forecasts in the formulation of national economic policy.</p> <p>Median Rating: 6.00/6.00, Mean Rating: 5.71/6.00</p>
SPRING 2017	<p>Economic Statistics Lab <i>California State University, Long Beach.</i> Use of descriptive and inferential statistical concepts for the analysis of economic data. Topics include measures of central tendency and dispersion, probability theory, discrete and continuous probability distributions, hypothesis testing, regression and correlation analysis.</p> <p>Median Rating: 6.00/6.00, Mean Rating: 5.66/6.00</p>
SPRING 2017	<p>Intermediate Macroeconomics <i>California State University, Long Beach.</i> Determinants of levels of income, employment, and prices; of secular and cyclical changes in economic activity; and of the effects of public policies upon aggregative economic experience.</p>

- 2016 | **Intermediate Microeconomics**
California State University, Long Beach. Analysis of economic concepts and their applications to business situations. Emphasis on supply and demand analysis, costs of production, variations of competition and monopoly, revenues, prices, profits and losses, and other aspects of the operations of the business enterprise.
- FALL 2016 | **Introduction to Econometrics Lab**
California State University, Long Beach. Introduction to econometrics, with a focus on understanding and applying the classical linear regression model. Emphasis placed on applications of regression analysis.
Median Rating: 6.00/6.00, Mean Rating: 5.61/6.00
- FALL 2016 | **Economic Statistics Lab**
California State University, Long Beach. Use of descriptive and inferential statistical concepts for the analysis of economic data. Topics include measures of central tendency and dispersion, probability theory, discrete and continuous probability distributions, hypothesis testing, regression and correlation analysis.
Median Rating: 6.00/6.00, Mean Rating: 5.34/6.00
- SPRING 2016 | **Economic Statistics Lab**
California State University, Long Beach. Use of descriptive and inferential statistical concepts for the analysis of economic data. Topics include measures of central tendency and dispersion, probability theory, discrete and continuous probability distributions, hypothesis testing, regression and correlation analysis.
Median Rating: 6.00/6.00, Mean Rating: 5.88/6.00
- FALL 2015 | **Economic Statistics Lab**
California State University, Long Beach. Use of descriptive and inferential statistical concepts for the analysis of economic data. Topics include measures of central tendency and dispersion, probability theory, discrete and continuous probability distributions, hypothesis testing, regression and correlation analysis.
Median Rating: 6.00/6.00, Mean Rating: 5.89/6.00
- 2015 - 2017 | **Principles of Microeconomics**
California State University, Long Beach. Business organization, price theory, allocation of resources, distribution of income, public economy.

ADDITIONAL TRAINING

- 2020 | **Structural Equation Modeling in Longitudinal Research** 
Longitudinal Research Institute. This ATI is designed to highlight recent methodological advances in the analysis of longitudinal psychological data using structural equation modeling (SEM). The training is intended for faculty, postdocs and advanced graduate students who are familiar with SEM (e.g., took an introductory SEM course). The workshop covers a range of topics, including growth models, factorial invariance, dealing with incomplete data, growth mixture models, ordinal outcomes, and latent change score models.
- 2020 | **Chancellor's Making Excellence Inclusive Graduate Division Diversity Certification Program** 
University of California, Riverside. The Diversity Certificate Program is a 10-week program that is designed to sustain and strengthen a supportive network of UCR graduate students interested in research, pedagogy, skills development, and learning around issues of diversity, equity, and inclusion.
- 2020 | **University Teaching Certificate** 
University of California, Riverside. The University of California, Riverside's Graduate Division created the University Teaching Certificate (UTC) Program as a two-quarter instructional training and certification program for graduate students. This highly competitive program is designed to assist graduate students interested in careers as university-level instructors to develop teaching and lecturing strategies, design a teaching philosophy, and become members of the professional teaching community. The goal of the UTC program is to equip graduate students with the necessary skills so that they can be regarded as both outstanding scholars and teachers in their continued work in academia.

- 2018 | **Inter-university Consortium for Political and Social Research (ICPSR) Summer Program in Quantitative Methods of Social Research**  
University of Michigan, Ann Arbor. The [ICPSR Summer Program](#) provides rigorous, hands-on training in statistical techniques, research methodologies, and data analysis. ICPSR Summer Program courses emphasize the integration of methodological strategies with the theoretical and practical concerns that arise in research on substantive issues. I completed the following courses:
- Bayesian Modeling for the Social Sciences I
 - Multilevel Models I: Introduction and Application
 - Mathematics for Social Scientists III
- Please click [here](#) to view my certificate of completion and click [here](#) to view the grades I received.
- 2017 | **Macroeconomic Forecasting** 
IMF Institute for Capacity Development. A 9-week course focused on developing forecasts and economic models for scenario analysis used in the design and implementation of macroeconomic policy. Certificate available [here](#).
- 2015 | **Plotting in R**
American Statistical Association, Orange Country-Log Beach Chapter. A workshop focused on a data centric introduction to using R, in a reproducible way, incorporating lots of data graphics and exploratory data analysis.

RELEVANT COURSEWORK

POLITICS	Comparative Political Economy, Political Economy of International Trade, Political Economy of International Finance, Political Economy of International Migration, American Bureaucratic Institutions, Representation, US Congress, Politics of Race Immigration and Ethnicity, Public Opinion and Mass Media, American Electoral Behavior, Comparative Political Behavior
ECONOMICS	Advanced Macroeconomics, Advanced Microeconomics, International Finance, Development Economics
METHODS	Econometrics I, Econometrics II, Maximum Likelihood Estimation, Multilevel Modeling, Bayesian Modeling for the Social Sciences, Macroeconomic Forecasting, Qualitative Research Methods
MATH	Calculus I, Calculus II, Calculus III, Linear Algebra, Mathematics for Social Scientists III

SOFTWARE AND PROGRAMMING KNOWLEDGE

LANGUAGES	R, Stan, JAGS, BUGS, L ^A T _E X, HTML
PROGRAMS	RStudio, STATA, EViews