

NICHOLAS R. JENKINS

BASIC INFORMATION

WEBSITE: nicholasrjenkins.science
EMAIL: nicholas.jenkins@email.ucr.edu

GOOGLE SCHOLAR: [Nicholas R. Jenkins](#)
GITHUB: [nrjenkins](#)

EDUCATION

- Expected 2022* | **Ph.D., Political Science**
University of California, Riverside. Dissertation Committee: [Kevin Esterling \(Chair\)](#), [Melinda Ritchie](#), and [Nick Weller](#). Specialized in American politics.
- 2020 | **M.A., Political Science**
University of California, Riverside. Specialized in American politics.
- 2017 | **M.A., Economics**
California State University, Long Beach. Specialized in international finance, economic development, and labor economics.
- 2015 | **B.A., Business Administration**
California State University, Fullerton. Major in Accounting; minor in Economics.

PROFESSIONAL APPOINTMENTS

- SPRING 2020 | **Master of Public Policy Capstone Project Quantitative Consultant**
– PRESENT | *University of California, Riverside.* I work for the School of Public Policy as mentor to Master of Public Policy students on quantitative capstone projects.

PUBLICATIONS

Peer-Reviewed Journal Articles

2. Nicholas R. Jenkins, Michelangelo Landgrave, and Gabriel E. Martinez. 2020. “Do Campaign Contributions Facilitate Access to Government Information? Evidence from a FOIA Compliance Field Experiment with US Municipalities.” *Journal of Behavioral Public Administration* 3, no. 2 (July). doi:[10.30636/jbpa.32.111](https://doi.org/10.30636/jbpa.32.111).
1. Jacob M. Meyer and Nicholas R. Jenkins. 2019. “Interest Groups, Policy Responses to Global Shocks, and the Relative Likelihood of Currency Crashes Versus Banking Crises.” *Journal of International Commerce, Economics and Policy* 10, no. 2 (July): 1–56. doi:[10.1142/S1793993319500108](https://doi.org/10.1142/S1793993319500108).

Manuscripts in Preparation

1. Nicholas R. Jenkins. n.d. “Minimizing Whose Influence? How Rejecting PAC Contributions Affects Contribution Patterns.” *SocArXiv*. doi:[10.31235/osf.io/cf3jn](https://doi.org/10.31235/osf.io/cf3jn).

2. Nicholas R. Jenkins. n.d. “Paying-to-Play: How Members of Congress Purchase Their Seat At the Table.” *Preparing for Submission*.
3. Nicholas R. Jenkins and Michelangelo Landgrave. n.d. “Do Candidates Benefit from Rejecting PAC Contributions? Evidence from a Pre-Registered Candidate Evaluation Survey Experiment.” *SocArXiv*. doi:[10.31235/osf.io/dt6c7](https://doi.org/10.31235/osf.io/dt6c7).
4. Nicholas R. Jenkins and Alexander F. Ross. n.d. “Are Student Debtors a Subconstituency? The Effect of Student Loans on Issue Voting.” *Preparing for Submission*.

AWARDS, FELLOWSHIPS, AND GRANTS

- | | |
|------|--|
| 2021 | <p>Michael C. and Elizabeth A. Staats Endowed Award for Excellence in the Study of Law and Politics - \$1,000
 <i>University of California, Riverside.</i> Selected for this award to support my dissertation project.</p> |
| 2021 | <p>Congressional Research Grant - \$3,400
 <i>The Dirksen Congressional Center.</i> Awarded a Congressional Research Grant to support my dissertation project.</p> |
| 2021 | <p>Outstanding Teaching Assistant Award
 <i>University of California, Riverside.</i> Recognized by Graduate Division as an Outstanding Teaching Assistant in the Department of Political Science for the 2020-2021 academic year.</p> |
| 2017 | <p>Chancellor’s Distinguished Fellowship - \$16,249
 <i>University of California, Riverside.</i></p> |
| 2017 | <p>College of Liberal Arts Distinguished Graduate in Economics
 <i>California State University, Long Beach.</i></p> |
| 2017 | <p>1st Place, 29th Annual Student Research Competition - \$100
 <i>California State University, Long Beach.</i></p> |
| 2016 | <p>Graduate Research Fellowship - \$9,000
 <i>California State University, Long Beach.</i> The Graduate Research Fellowship is awarded by CSULB faculty to students who show potential for success in scholarly and creative activity and an interest in advanced study. Graduate candidates are nominated by a faculty member and there is only be one fellowship recipient per college.</p> |
| 2016 | <p>Simonson Economics Department Scholarship - \$500
 <i>California State University, Long Beach.</i></p> |
| 2015 | <p>Formuzis-Pickersgill-Hunt Student Paper Award - \$500
 <i>California State University, Fullerton.</i> This scholarship was established by the Formuzis, Pickersgill & Hunt, Inc. Economic Consultants. Submitted papers, written per guidelines, are judged by the Economics Department Student Affairs Committee for the undergraduate awards.</p> |

CONFERENCE PARTICIPATION

Papers Presented

- 2021 | **Paying-to-Play: How Members of Congress Purchase Their Seat At the Table**
Presented at the Midwestern Political Science Association Annual Meeting
Presented at the Western Political Science Association Annual Meeting.
- 2020 | **Transparency or Deception? How Rejecting PAC Contributions Affects Contribution Patterns**
Accepted (Conference Canceled) at the Association for Public Policy Analysis & Management Regional Student Conference, Riverside, CA.
- 2020 | **Debtors and Democracy: The Effect of Student Loans on Political Participation (with Alex Ross)**
Accepted (Conference Canceled) at the Western Political Science Association Annual Meeting, Los Angeles, CA.
- 2020 | **Disruption in State Legislatures: Term Limits and Representational Linkages**
Accepted (Conference Canceled) at the Western Political Science Association Annual Meeting, Los Angeles, CA.

CAMPUS TALKS


- 2020 | **Teaching for Student Learning (with Michelangelo Landgrave)**
University of California, Riverside. Presented on how to use active learning techniques in the classroom during the [Teaching Development Day](#).

TEACHING EXPERIENCE




Instructor of Record*

- SUMMER
2021 | **U.S. Congress**
University of California, Riverside. Analyzes the politics of the contemporary U.S. Congress. Topics include representation, elections, parties and leaders, committees, public policy, and the relationships between Congress and the other branches of government.
[Median Rating: 5.00/5.00](#), [Mean Rating: 4.83/5.00](#), [Student Feedback](#)
 (Mean Department Rating: 4.75, Mean Campus Rating: 4.41)

Workshops Taught

- FALL 2020 | **Data Science using Stata and R** 
University of California, Riverside. Created and taught a 6-week workshop for the Master of Public Policy program to introduce the graduate students to the basics of data science using Stata and R.

*. Scores calculated using the following item: *The course overall as a learning experience was excellent*

- 2017 | **M.A. in Economics Math Review** 
California State University, Long Beach. I created, and hosted, the math review session for the incoming cohort of graduate students in economics at California State University, Long Beach.
- 2016 | **Instrumental Variables Regression**  
Statistics Workshop, University of California, Irvine.
- 2016 | **Intermediate Micro/Macroeconomics Math Review Session**
California State University, Long Beach.

Teaching Assistant*

- SPRING 2021 | **Politics and Economic Policy**
University of California, Riverside. Examines the political and administrative processes of economic policy formation, the rationale of government programs, and the mixture of facts, values, and social forces that determine policy.
- Spring 2021 (Online) Evaluations:
- Section 1: [Median Rating: 7.00/7.00](#), [Mean Rating: 6.50/7.00](#), [Student Feedback](#).
- Section 2: [Median Rating: 7.00/7.00](#), [Mean Rating: 6.91/7.00](#), [Student Feedback](#).
- Section 3: [Median Rating: 7.00/7.00](#), [Mean Rating: 6.20/7.00](#), [Student Feedback](#).
- (Mean Department Rating: 6.60, Mean Campus Rating: 6.39)
- FALL 2020 | **American Politics**
 WINTER 2019 | *University of California, Riverside.* An introduction to the principles and practices of government. Focuses on the policy process and selected political issues in the United States.
 FALL 2018
- Fall 2020 (Online) Evaluations:
- Section 1: [Median Rating: 7.00/7.00](#), [Mean Rating: 6.83/7.00](#), [Student Feedback](#).
- Section 2: [Median Rating: 7.00/7.00](#), [Mean Rating: 6.78/7.00](#), [Student Feedback](#).
- Section 3: [Median Rating: 7.00/7.00](#), [Mean Rating: 6.33/7.00](#), [Student Feedback](#).
- (Mean Department Rating: 6.60, Mean Campus Rating: 6.38)
- Winter 2019 Evaluations:
- Section 1: [Median Rating: 7.00/7.00](#), [Mean Rating: 6.75/7.00](#), [Student Feedback](#),
- Section 2: [Median Rating: 7.00/7.00](#), [Mean Rating: 6.80/7.00](#), [Student Feedback](#).
- Section 3: [Median Rating: 7.00/7.00](#), [Mean Rating: 6.54/7.00](#), [Student Feedback](#).
- (Mean Department Rating: 6.42, Mean Campus Rating: 6.21)
- Fall 2018 Evaluations:
- Section 1: [Median Rating: 7.00/7.00](#), [Mean Rating: 6.78/7.00](#), [Student Feedback](#).
- Section 2: [Median Rating: 7.00/7.00](#), [Mean Rating: 6.78/7.00](#), [Student Feedback](#).
- Section 3: [Median Rating: 6.00/7.00](#), [Mean Rating: 5.80/7.00](#), [Student Feedback](#).
- (Mean Department Rating: 6.48, Mean Campus Rating: 6.19)

*. Scores calculated using the following item: *Overall, is an effective teacher.*

SPRING 2020

Theory and Methodology of Political Science (Online)

University of California, Riverside. This course will lay out the enterprise of empirical research: the structure and content of theories, the formulation of testable hypotheses, and the processes of generating and gathering data. Then discuss how to examine these data, as well as the logic of empirical tests, the evaluation of relationships between two variables, the consideration of competing hypotheses, and the strengths and weaknesses of alternative research designs. Finally, we explore some of the most common statistical tools that political scientists use to answer empirical questions, focusing on how multiple regression analysis and experiments can be used to identify causal relationships and answer questions about the political world.

Section 1: [Median Rating: 7.00/7.00, Mean Rating: 6.57/7.00, Student Feedback.](#)

Section 2: [Median Rating: 7.00/7.00, Mean Rating: 6.91/7.00, Student Feedback.](#)

Section 3: [Median Rating: 7.00/7.00, Mean Rating: 6.78/7.00, Student Feedback.](#)

(Mean Department Rating: 6.32, Mean Campus Rating: 6.29)

WINTER 2020

Policy Evaluation

University of California, Riverside. This class focuses on statistical methods for policy evaluation, that is, the methods one can use to understand the impact of an intervention such as a policy or government program. This course introduces the potential outcomes framework for causal inference and design based causal inference techniques including randomized control trials, regression discontinuity designs, difference-in-difference estimation, and instrumental variables regression.

Section 1: [Median Rating: 7.00/7.00, Mean Rating: 6.84/7.00, Student Feedback.](#)

(Mean Department Rating: 6.32, Mean Campus Rating: 6.28)

SPRING 2017

Forecasting Lab

California State University, Long Beach. Principles and methods of forecasting. Evaluation of the reliability of existing forecasting techniques. Also covers use of the macroeconomic model as a basis for forecasting and the role of forecasts in the formulation of national economic policy.

[Median Rating: 6.00/6.00, Mean Rating: 5.71/6.00](#)

FALL 2016

Introduction to Econometrics Lab

California State University, Long Beach. Introduction to econometrics, with a focus on understanding and applying the classical linear regression model. Emphasis placed on applications of regression analysis.


[Median Rating: 6.00/6.00, Mean Rating: 5.61/6.00](#)

SPRING 2017 FALL 2016 SPRING 2016 FALL 2015	<p>Economic Statistics Lab <i>California State University, Long Beach.</i> Use of descriptive and inferential statistical concepts for the analysis of economic data. Topics include measures of central tendency and dispersion, probability theory, discrete and continuous probability distributions, hypothesis testing, regression and correlation analysis.</p> <p><u>Spring 2017 Evaluations:</u> Median Rating: 6.00/6.00, Mean Rating: 5.66/6.00</p> <p><u>Fall 2016 Evaluations:</u> Median Rating: 6.00/6.00, Mean Rating: 5.34/6.00</p> <p><u>Spring 2016 Evaluations:</u> Median Rating: 6.00/6.00, Mean Rating: 5.88/6.00</p> <p><u>Fall 2015 Evaluations:</u> Median Rating: 6.00/6.00, Mean Rating: 5.89/6.00</p>
--	---

PEDAGOGICAL TRAINING

- | | |
|------|--|
| 2020 | <p>Chancellor’s Making Excellence Inclusive Graduate Division Diversity Certification Program </p> <p><i>University of California, Riverside.</i> The Diversity Certificate Program is a 10-week program that is designed to sustain and strengthen a supportive network of UCR graduate students interested in research, pedagogy, skills development, and learning around issues of diversity, equity, and inclusion.</p> |
| 2020 | <p>University Teaching Certificate </p> <p><i>University of California, Riverside.</i> The University of California, Riverside’s Graduate Division created the University Teaching Certificate (UTC) Program as a two-quarter instructional training and certification program for graduate students. This highly competitive program is designed to assist graduate students interested in careers as university-level instructors to develop teaching and lecturing strategies, design a teaching philosophy, and become members of the professional teaching community. The goal of the UTC program is to equip graduate students with the necessary skills so that they can be regarded as both outstanding scholars and teachers in their continued work in academia.</p> |

ADDITIONAL METHODS TRAINING

- | | |
|------|--|
| 2020 | <p>Structural Equation Modeling in Longitudinal Research </p> <p><i>Longitudinal Research Institute.</i> This ATI is designed to highlight recent methodological advances in the analysis of longitudinal psychological data using structural equation modeling (SEM). The training is intended for faculty, postdocs and advanced graduate students who are familiar with SEM (e.g., took an introductory SEM course). The workshop covers a range of topics, including growth models, factorial invariance, dealing with incomplete data, growth mixture models, ordinal outcomes, and latent change score models.</p> |
|------|--|

- 2018 | **Inter-university Consortium for Political and Social Research (ICPSR) Summer Program in Quantitative Methods of Social Research**  
University of Michigan, Ann Arbor. The [ICPSR Summer Program](#) provides rigorous, hands-on training in statistical techniques, research methodologies, and data analysis. ICPSR Summer Program courses emphasize the integration of methodological strategies with the theoretical and practical concerns that arise in research on substantive issues. I completed the following courses:
- Bayesian Modeling for the Social Sciences I
 - Multilevel Models I: Introduction and Application
 - Mathematics for Social Scientists III
- Please click [here](#) to view my certificate of completion and click [here](#) to view the grades I received.
- 2017 | **Macroeconomic Forecasting** 
IMF Institute for Capacity Development. A 9-week course focused on developing forecasts and economic models for scenario analysis used in the design and implementation of macroeconomic policy. Certificate available [here](#).
- 2015 | **Plotting in R**
American Statistical Association, Orange Country-Log Beach Chapter. A workshop focused on a data centric introduction to using R, in a reproducible way, incorporating lots of data graphics and exploratory data analysis.

COURSES PREPARED TO TEACH

I am prepared to teach the following courses as the instructor of record:

- | | |
|---|---|
| Introduction to American Politics PDF | Political Parties and Interest Groups PDF |
| U.S. Congress PDF | Public Opinion and Voting Behavior PDF |
| Constitutional Law: Civil Rights & Liberties PDF | Introduction to Public Administration PDF |
| Constitutional Law: Institutions & Governance PDF | Introduction to Public Policy PDF |
| Campaigns and Elections PDF | Quantitative Methods in Political Science PDF |
| Media and Politics PDF | |

SOFTWARE AND PROGRAMMING KNOWLEDGE


LANGUAGES | R, Stan, JAGS, BUGS, \LaTeX , HTML

PROGRAMS | RStudio, STATA, EViews

RELEVANT COURSEWORK

POLITICS	Comparative Political Economy, Political Economy of International Trade, Political Economy of International Finance, Political Economy of International Migration, American Bureaucratic Institutions, Representation, U.S. Congress, Politics of Race Immigration and Ethnicity, Public Opinion and Mass Media, American Electoral Behavior, Comparative Political Behavior
ECONOMICS	Advanced Macroeconomics, Advanced Microeconomics, International Finance, Development Economics
METHODS	Econometrics I, Econometrics II, Maximum Likelihood Estimation, Multilevel Modeling, Bayesian Modeling for the Social Sciences, Macroeconomic Forecasting, Qualitative Research Methods
MATH	Calculus I, Calculus II, Calculus III, Linear Algebra, Mathematics for Social Scientists III

ONLINE TUTORIALS

<i>In Progress</i>	Bayesian Inference Using R and Stan  https://nicholasrjenkins.science/tutorial/bayesian-inference-with-stan/ . I am working on a series of tutorials that teach users how to program Bayesian models in Stan and use R for a Bayesian workflow.
--------------------	---

REFERENCES

Kevin Esterling

Professor of Political Science and Public Policy
 University of California, Riverside
 Phone: (951) 827-5591
 Email: kevin.esterling@ucr.edu

Melinda (Molly) Ritchie

Assistant Professor, Department of Political Science
 The Ohio State University
 Email: ritchie.196@osu.edu

Nicholas Weller

Associate Professor, Department of Political Science
 University of California, Riverside
 Phone: (951) 827-5597
 Email: nicholas.weller@ucr.edu

Anil Deolalikar

Dean, School of Public Policy
 4133 Interdisciplinary South
 University of California, Riverside
 Phone: (951) 827-2310
 Email: anil.deolalikar@ucr.edu